
















































Ultra high performance all season tires

| Ratings (as of April 2018) | |      | | | | | Survey Results | | | | | |
|-------------------------------|---|---|---|--|---|---|---|---|---|---|-------------------|--|
| Overall score | Brand & Model/Price | Dry braking | Wet braking | Handling | Hydroplaning | Snow traction | Ice braking | Ride comfort | Noise | Rolling resistance | Tested tread life | |
| 78 | Michelin Pilot Sport A/S 3+¹ ✓ Recommended |  |  |  |  |  |  |  |  |  | 55000 | |
| 76 | Pirelli P Zero All Season Plus ✓ Recommended |  |  |  |  |  |  |  |  |  | 50000 | |
| 76 | Continental ExtremeContact DWS06 ✓ Recommended |  |  |  |  |  |  |  |  |  | 45000 | |
| 74 | BFGoodrich g-Force COMP-2 A/S ✓ Recommended |  |  |  |  |  |  |  |  |  | 60000 | |
| 72 | Goodyear Eagle Sport All-Season |  |  |  |  |  |  |  |  |  | 70000 | |
| 72 | Yokohama ADVAN Sport A/S |  |  |  |  |  |  |  |  |  | 60000 | |
| 72 | Goodyear Eagle F1 Asymmetric All-Season |  |  |  |  |  |  |  |  |  | 50000 | |
| 72 | Hankook Ventus S1 noble 2 |  |  |  |  |  |  |  |  |  | 45000 | |
| 72 | Dunlop Signature HP |  |  |  |  |  |  |  |  |  | 40000 | |
| 70 | General G-MAX AS-03 |  |  |  |  |  |  |  |  |  | 50000 | |
| 68 | Falken Azenis FK450 A/S |  |  |  |  |  |  |  |  |  | 40000 | |
| 68 | Kumho ECSTA 4X II |  |  |  |  |  |  |  |  |  | 40000 | |
| 68 | Cooper Zeon RS3-G1 |  |  |  |  |  |  |  |  |  | 35000 | |
| 68 | Bridgestone Potenza RE970 AS Pole Position |  |  |  |  |  |  |  |  |  | 45000 | |
| 68 | Laufenn S Fit AS |  |  |  |  |  |  |  |  |  | 60000 | |
| 66 | Nitto Motivo |  |  |  |  |  |  |  |  |  | 50000 | |
| 64 | Fuzion UHP Sport A/S |  |  |  |  |  |  |  |  |  | 55000 | |



| Ratings (as of April 2018) | | Survey Results | | | | | | | | | |
|-------------------------------|------------------------------|----------------|-------------|----------|--------------|---------------|-------------|--------------|-------|--------------------|-------------------|
| Overall score | Brand & Model/Price | Dry braking | Wet braking | Handling | Hydroplaning | Snow traction | Ice braking | Ride comfort | Noise | Rolling resistance | Tested tread life |
| 62 | Toyo Proxes 4 Plus | ↑ | ↓ | ↑ | ↑ | ↓ | ↓ | ↓ | ↑ | ↓ | 50000 |
| 60 | Sumitomo HTR A/S PO2 | ↑ | ↓ | ↑ | ↑ | ↓ | ↓ | ↓ | ↑ | ↓ | 30000 |
| 60 | Sumitomo HTR Enhance L/X [W] | ↑ | ↓ | ↑ | ↑ | ↓ | ↓ | ↓ | ↑ | ↓ | 55000 |
| 58 | GT Radial Champiro UHP AS | ↑ | ↓ | ↓ | ↑ | ↓ | ↓ | ↓ | ↓ | ↓ | 40000 |

Overall Score – Overall score emphasizes safety-related tests, including braking, handling, and resistance to hydroplaning for most tires. Snow traction and ice braking are emphasized for winter / snow tires. Displayed scores are rounded; models are listed in order of precise overall score.

Dry Braking - Is a measure of stopping performance from 60 to 0 mph

Wet Braking - Is a measure of stopping performance from 60 to 0 mph

Handling – For most tires, Handling includes how well the tires perform; in an avoidance maneuver involving a swerve into the left lane and back into the right lane; on CR's wet handling circuit; and steering feel

Hydroplaning – Hydroplaning reflects how resistant a tire is to skimming in standing water

Snow Traction – Snow Traction reflects the distance our test car needs to accelerate from 5 mph to 20 mph on moderately packed snow

Ice Braking – Ice braking is completed on a skating rink from 10 mph to 0 mph

Ride comfort – Ride comfort reflects on-road judgements

Noise – Noise comfort reflects on-road judgements

Rolling Resistance – Rolling resistance is measured on a dynamometer and is a factor in fuel economy

Tested Tread Life – Tread Life mileage is a comparative estimate from CR's vehicle road test completed on a treadwear course in southwest Texas. Your actual mileage may vary based on how, what, and where you drive along with other factors but not limited to weather, road, texture, etc.